





# HeatPhase Ultra

## QUICK START GUIDE




1. Clean the CPU top and cooler contact surface with alcohol.



2. Align the HeatPhase Ultra on the table. Peel off the white film carefully and leave the base visible through the transparent film.



3. Place it on the CPU top (Intel) or cooler contact surface (AMD), wipe the HeatPhase Ultra with the edge of a card (e.g. credit card), and wait for 3 minutes.



4. Remove the transparent film gently and leave the HeatPhase Ultra on top of the CPU. Then, install the cooler.